


## RETRO FIT LED TRAY

### TECHNICAL DATA

- Custom designed tunnel light
- LED retro fit gear tray for the Underground tunnel system in London



### RETRO FIT GEAR TRAY FOR TUNNEL LIGHTING

#### CFL Bulb (Silvania)



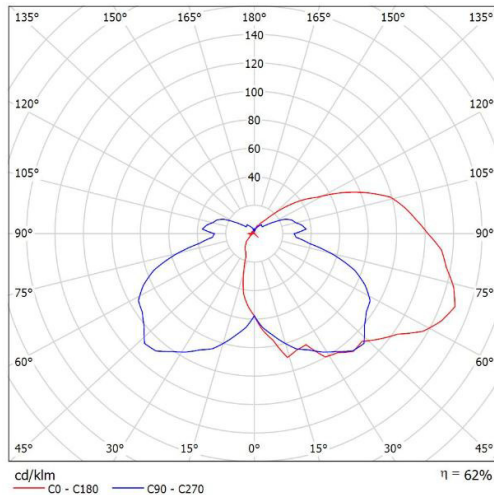
1xTC-T 26W 840  
26W  
1800 lm  
GX24q-3  
4000 K



1xTC-T 32W 840  
32W  
2400 lm  
GX24q-3  
4000 K

Luminaire: THORLUX PL11922 Passlight Glass - 26W/32W/42W  
Lamps: 1 x TC-T 26W 840

1xTC-T 42W 840  
42W  
3200 lm  
GX24q-3  
4000 K




5 YEAR WARRANTY INCLUDED.



## RETRO FIT LED TRAY

### TECHNICAL DATA

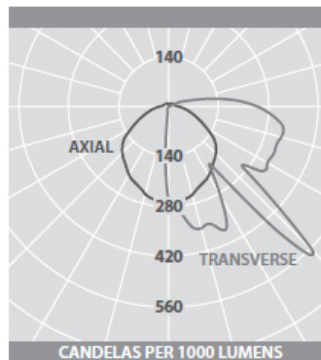
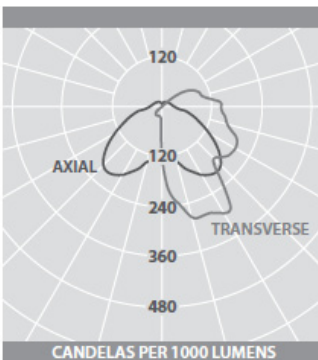

- Custom designed tunnel light
- LED retro fit gear tray for the Underground tunnel system in London



### RETRO FIT GEAR TRAY FOR TUNNEL LIGHTING

1x LED 24W  
24W  
1650 lm  
6000 K

1x LED 38W  
38W  
2240 lm  
6000 K



#### LED VERSION - POLYCARBONATE COVER

Luminaire Lumen Output:  
24W = 1520lm  
38W = 2060lm

#### LED VERSION - GLASS COVER

Luminaire Lumen Output:  
24W = 1650lm  
38W = 2240lm

5 YEAR WARRANTY INCLUDED.





## RETRO FIT LED TRAY

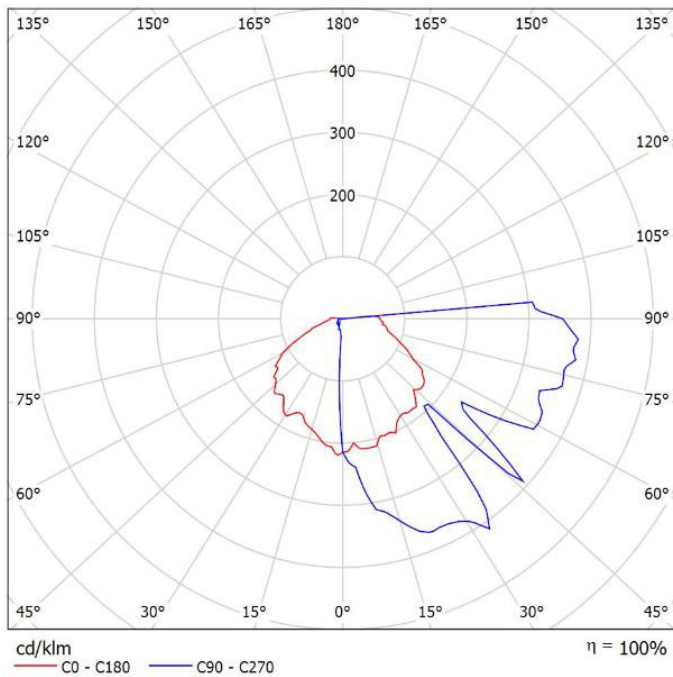
### TECHNICAL DATA

- Custom designed tunnel light
- LED retro fit gear tray for the Underground tunnel system in London



### RETRO FIT GEAR TRAY FOR TUNNEL LIGHTING

Luminaire: ELTA-R ELTA-R 1 x 23.4 LED retro fit gear tray for THORLUX  
Lamps: 1 x LED



LED retro fit gear tray for the Underground tunnel system in London

1x LED 24W  
23,4W  
1757 lm  
5050 K

5 YEAR WARRANTY INCLUDED.



## RETRO FIT LED TRAY with Emergency Mode

### TECHNICAL DATA

- Custom designed LED retro fit gear tray for the DLR maintenance depot in London



RETRO FIT GEAR TRAY WITH EMERGENCY MODE

Sammode - DAR100  
26W  
1311 lm  
T5 Tube  
4000 K



OLD DESIGN -  
PHILIPS T5 24W

Solaris - DAR100/LED15E  
16W  
1574 lm  
LED module  
4805 K  
Emergency function -  
286lm/3h



NEW DESIGN - LED  
RETRO FIT GEAR TRAY

5 YEAR WARRANTY INCLUDED.

